

GraphX: Graph Processing in a Distributed Dataflow Framework

Joseph E. Gonzalez^{*}, Reynold S. Xin^{*†}, Ankur Dave^{*}, Daniel Crankshaw^{*}
Michael J. Franklin^{*}, Ion Stoica^{*†}
^{*}UC Berkeley AMPLab [†]Databricks

Abstract

In pursuit of graph processing performance, the systems community has largely abandoned general-purpose distributed dataflow frameworks in favor of specialized graph processing systems that provide tailored programming abstractions and accelerate the execution of iterative graph algorithms. In this paper we argue that many of the advantages of specialized graph processing systems can be recovered in a modern general-purpose distributed dataflow system. We introduce GraphX, an *embedded* graph processing framework built on top of Apache Spark, a widely used distributed dataflow system. GraphX presents a familiar composable graph abstraction that is sufficient to express existing graph APIs, yet can be implemented using only a few basic dataflow operators (e.g., join, map, group-by). To achieve performance parity with specialized graph systems, GraphX recasts graph-specific optimizations as distributed join optimizations and materialized view maintenance. By leveraging advances in distributed dataflow frameworks, GraphX brings low-cost fault tolerance to graph processing. We evaluate GraphX on real workloads and demonstrate that GraphX achieves an order of magnitude performance gain over the base dataflow framework and matches the performance of specialized graph processing systems while enabling a wider range of computation.

1 Introduction

The growing scale and importance of graph data has driven the development of numerous specialized *graph processing* systems including Pregel [22], PowerGraph [13], and many others [7, 9, 37]. By exposing specialized abstractions backed by graph-specific optimizations, these systems can naturally express and efficiently execute iterative graph algorithms like PageRank [30] and community detection [18] on graphs with billions of vertices and edges. As a consequence, graph

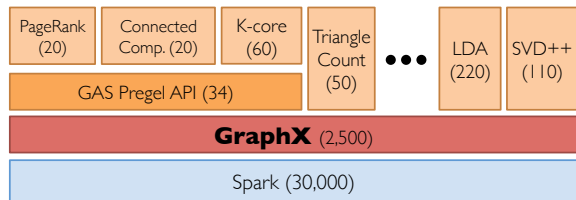


Figure 1: **GraphX** is a thin layer on top of the Spark general-purpose dataflow framework (lines of code).

processing systems typically outperform general-purpose distributed dataflow frameworks like Hadoop MapReduce by orders of magnitude [13, 20].

While the restricted focus of these systems enables a wide range of system optimizations, it also comes at a cost. Graphs are only part of the larger analytics process which often combines graphs with unstructured and tabular data. Consequently, analytics pipelines (e.g., Figure 11) are forced to compose multiple systems which increases complexity and leads to unnecessary data movement and duplication. Furthermore, in pursuit of performance, graph processing systems often abandon fault tolerance in favor of snapshot recovery. Finally, as specialized systems, graph processing frameworks do not generally enjoy the broad support of distributed dataflow frameworks.

In contrast, general-purpose distributed dataflow frameworks (e.g., Map-Reduce [10], Spark [39], Dryad [15]) expose rich dataflow operators (e.g., map, reduce, group-by, join), are well suited for analyzing unstructured and tabular data, and are widely adopted. However, *directly* implementing iterative graph algorithms using dataflow operators can be challenging, often requiring multiple stages of complex joins. Furthermore, the *general-purpose* join and aggregation strategies defined in distributed dataflow frameworks do not leverage the common patterns and structure in iterative graph algorithms and therefore miss important optimization opportunities.

Historically, graph processing systems evolved separately from distributed dataflow frameworks for several reasons. First, the early emphasis on single stage computation and on-disk processing in distributed dataflow frameworks (e.g., MapReduce) limited their applicability to iterative graph algorithms which repeatedly and randomly access subsets of the graph. Second, early distributed dataflow frameworks did not expose fine-grained control over the data partitioning, hindering the application of graph partitioning techniques. However, new in-memory distributed dataflow frameworks (e.g., Spark and Naiad) expose control over data partitioning and in-memory representation, addressing some of these limitations.

Given these developments, we believe there is an opportunity to unify advances in graph processing systems with advances in dataflow systems enabling a single system to address the entire analytics pipeline. In this paper we explore the design of graph processing systems on top of general purpose distributed dataflow systems. We argue that by identifying the essential dataflow patterns in graph computation and recasting optimizations in graph processing systems as dataflow optimizations we can recover the advantages of specialized graph processing systems within a general-purpose distributed dataflow framework. To support this argument we introduce GraphX, an efficient graph processing framework embedded within the Spark [39] distributed dataflow system.

GraphX presents a familiar, expressive graph API (Section 3). Using the GraphX API we implement a variant of the popular Pregel abstraction as well as a range of common graph operations. Unlike existing graph processing systems, the GraphX API enables the *composition* of graphs with unstructured and tabular data and permits the same physical data to be viewed both as a graph and as collections without data movement or duplication. For example, using GraphX it is easy to join a social graph with user comments, apply graph algorithms, and expose the results as either collections or graphs to other procedures (e.g., visualization or rollup). Consequently, GraphX enables users to adopt the computational pattern (graph or collection) that is best suited for the current task without sacrificing performance or flexibility.

We built GraphX as a library on top of Spark (Figure 1) by encoding graphs as collections and then expressing the GraphX API on top of standard dataflow operators. GraphX requires no modifications to Spark, revealing a general method to embed graph computation within distributed dataflow frameworks and distill graph computation to a specific *join-map-group-by* dataflow pattern. By reducing graph computation to a specific pattern we identify the critical path for system optimization.

However, naively encoding graphs as collections and executing iterative graph computation using general-purpose dataflow operators can be slow and inefficient.

To achieve performance parity with specialized graph processing systems, GraphX introduces a range of optimizations (Section 4) both in how graphs are encoded as collections as well as the execution of the common dataflow operators. Flexible vertex-cut partitioning is used to encode graphs as horizontally partitioned collections and match the state of the art in distributed graph partitioning. GraphX recasts system optimizations developed in the context of graph processing systems as join optimizations (e.g., CSR indexing, join elimination, and join-site specification) and materialized view maintenance (e.g., vertex mirroring and delta updates) and applies these techniques to the Spark dataflow operators. By leveraging logical partitioning and lineage, GraphX achieves low-cost fault tolerance. Finally, by exploiting immutability GraphX reuses indices across graph and collection views and over multiple iterations, reducing memory overhead and improving system performance.

We evaluate GraphX on real-world graphs and compare against direct implementations of graph algorithms using the Spark dataflow operators as well as implementations using specialized graph processing systems. We demonstrate that GraphX can achieve performance parity with specialized graph processing systems while preserving the advantages of a general-purpose dataflow framework. In summary, the contributions of this paper are:

1. an integrated graph and collections API which is sufficient to express existing graph abstractions and enable a much wider range of computation.
2. an embedding of vertex-cut partitioned graphs in horizontally partitioned collections and the GraphX API in a small set of general-purpose dataflow operators.
3. distributed join and materialized view optimizations that enable general-purpose distributed dataflow frameworks to execute graph computation at performance parity with specialized graph systems.
4. a large-scale evaluation on real graphs and common benchmarking algorithms comparing GraphX against widely used graph processing systems.

2 Background

In this section we review the design trade-offs and limitations of graph processing systems and distributed dataflow frameworks. At a high level, graph processing systems define computation at the granularity of vertices and their neighborhoods and exploit the sparse dependency structure pre-defined by the graph. In contrast, general-purpose distributed dataflow frameworks define computation as dataflow operators at either the granularity of individual items (e.g., filter, map) or across entire collections (i.e., operations like non-broadcast join that require a shuffle).

2.1 The Property Graph Data Model

Graph processing systems represent graph structured data as a **property graph** [33], which associates user-defined properties with each vertex and edge. The properties can include meta-data (e.g., user profiles and time stamps) and program state (e.g., the PageRank of vertices or inferred affinities). Property graphs derived from natural phenomena such as social networks and web graphs often have highly skewed, power-law degree distributions and orders of magnitude more edges than vertices [18].

In contrast to dataflow systems whose operators (e.g., join) can span multiple collections, operations in graph processing systems (e.g., vertex programs) are typically defined with respect to a *single* property graph with a *pre-declared, sparse structure*. While this restricted focus facilitates a range of optimizations (Section 2.3), it also complicates the expression of analytics tasks that may span multiple graphs and sub-graphs.

2.2 The Graph-Parallel Abstraction

Algorithms ranging from PageRank to latent factor analysis iteratively transform vertex properties based on the properties of adjacent vertices and edges. This common pattern of *iterative local transformations* forms the basis of the graph-parallel abstraction. In the graph-parallel abstraction [13], a user-defined **vertex program** is instantiated concurrently for each vertex and interacts with adjacent vertex programs through messages (e.g., Pregel [22]) or shared state (e.g., PowerGraph [13]). Each vertex program can read and modify its vertex property and in some cases [13, 20] adjacent vertex properties. When all vertex programs vote to halt the program terminates.

As a concrete example, in Listing 1 we express the PageRank algorithm as a Pregel vertex program. The vertex program for the vertex v begins by summing the messages encoding the weighted PageRank of neighboring vertices. The PageRank is updated using the resulting sum and is then broadcast to its neighbors (weighted by the number of links). Finally, the vertex program assesses whether it has converged (locally) and votes to halt.

The extent to which vertex programs run concurrently differs across systems. Most systems (e.g., [7, 13, 22, 34]) adopt the bulk synchronous execution model, in which all vertex programs run concurrently in a sequence of super-steps. Some systems (e.g., [13, 20, 37]) also support an asynchronous execution model that mitigates the effect of stragglers by running vertex programs as resources become available. However, the gains due to an asynchronous programming model are often offset by the additional complexity and so we focus on the bulk-synchronous model and rely on system level techniques (e.g., pipelining and speculation) to address stragglers.

```
def PageRank(v: Id, msgs: List[Double]) {  
  // Compute the message sum  
  var msgSum = 0  
  for (m <- msgs) { msgSum += m }  
  // Update the PageRank  
  PR(v) = 0.15 + 0.85 * msgSum  
  // Broadcast messages with new PR  
  for (j <- OutNbrs(v)) {  
    msg = PR(v) / NumLinks(v)  
    send_msg(to=j, msg)  
  }  
  // Check for termination  
  if (converged(PR(v))) voteToHalt(v)  
}
```

Listing 1: **PageRank in Pregel**: computes the sum of the inbound messages, updates the PageRank value for the vertex, and then sends the new weighted PageRank value to neighboring vertices. Finally, if the PageRank did not change the vertex program votes to halt.

While the graph-parallel abstraction is well suited for iterative graph algorithms that respect the static neighborhood structure of the graph (e.g., PageRank), it is not well suited to express computation where disconnected vertices interact or where computation changes the graph structure. For example, tasks such as graph construction from raw text or unstructured data, graph coarsening, and analysis that spans multiple graphs are difficult to express in the vertex centric programming model.

2.3 Graph System Optimizations

The restrictions imposed by the graph-parallel abstraction along with the sparse graph structure enable a range of important system optimizations.

The GAS Decomposition: Gonzalez et al. [13] observed that most vertex programs interact with neighboring vertices by collecting messages in the form of a generalized commutative associative sum and then broadcasting new messages in an inherently parallel loop. They proposed the GAS decomposition which splits vertex programs into three *data-parallel* stages: Gather, Apply, and Scatter. In Listing 2 we decompose the PageRank vertex program into the Gather, Apply, and Scatter stages.

The GAS decomposition leads to a *pull-based* model of message computation: the system asks the vertex program for value of the message between *adjacent vertices* rather than the user sending messages directly from the vertex program. As a consequence, the GAS decomposition enables vertex-cut partitioning, improved work balance, serial edge-iteration [34], and reduced data movement. However, the GAS decomposition also prohibits direct communication between vertices that are not adjacent in the graph and therefore hinders the expression of more general communication patterns.

```

def Gather(a: Double, b: Double) = a + b
def Apply(v, msgSum) {
  PR(v) = 0.15 + 0.85 * msgSum
  if (converged(PR(v))) voteToHalt(v)
}
def Scatter(v, j) = PR(v) / NumLinks(v)

```

Listing 2: **Gather-Apply-Scatter (GAS) PageRank:** The gather phase combines inbound messages. The apply phase consumes the final message sum and updates the vertex property. The scatter phase defines the message computation for each edge.

Graph Partitioning: Graph processing systems apply a range of graph-partitioning algorithms [16] to minimize communication and balance computation. Gonzalez et al. [13] demonstrated that vertex-cut [12] partitioning performs well on many large natural graphs. Vertex-cut partitioning evenly assigns edges to machines in a way that minimizes the number of times each vertex is cut.

Mirror Vertices: Often high-degree vertices will have multiple neighbors on the same remote machine. Rather than sending multiple, typically identical, messages across the network, graph processing systems [13, 20, 24, 32] adopt mirroring techniques in which a single message is sent to the mirror and then forwarded to all the neighbors. Graph processing systems exploit the static graph structure to reuse the mirror data structures.

Active Vertices: As graph algorithms proceed, vertex programs within a graph converge at different rates, leading to rapidly shrinking working sets (the collection of active vertex programs). Recent systems [11, 13, 20, 22] track active vertices and eliminate data movement and unnecessary computation for vertices that have converged. In addition, these systems typically maintain efficient densely packed data-structures (e.g., compressed sparse row (CSR)) that enable constant-time access to the local edges adjacent to active vertices.

2.4 Distributed Dataflow Frameworks

We use the term distributed dataflow framework to refer to cluster compute frameworks like MapReduce and its generalizations. Although details vary from one framework to another, they typically satisfy the following properties:

1. a data model consisting of typed collections (i.e., a generalization of tables to unstructured data).
2. a coarse-grained data-parallel programming model composed of deterministic operators which transform collections (e.g., map, group-by, and join).
3. a scheduler that breaks each job into a directed acyclic graph (DAG) of tasks, where each task runs on a (horizontal) partition of data.

4. a runtime that can tolerate stragglers and partial cluster failures without restarting.

In MapReduce, the programming model exposes only two dataflow operators: *map* and *reduce* (a.k.a., group-by). Each job can contain at most two layers in its DAG of tasks. More modern frameworks such as DryadLINQ [15], Pig [29], and Spark expose additional dataflow operators such as fold and join, and can execute tasks with multiple layers of dependencies.

Distributed dataflow frameworks have enjoyed broad adoption for a wide variety of data processing tasks, including ETL, SQL query processing, and iterative machine learning. They have also been shown to scale to thousands of nodes operating on petabytes of data.

In this work we restrict our attention to Apache Spark, upon which we developed GraphX. Spark has several features that are particularly attractive for GraphX:

1. The Spark storage abstraction called Resilient Distributed Datasets (RDDs) enables applications to keep data in memory, which is essential for iterative graph algorithms.
2. RDDs permit user-defined data partitioning, and the execution engine can exploit this to co-partition RDDs and co-schedule tasks to avoid data movement. This is essential for encoding partitioned graphs.
3. Spark logs the lineage of operations used to build an RDD, enabling automatic reconstruction of lost partitions upon failures. Since the lineage graph is relatively small even for long-running applications, this approach incurs negligible runtime overhead, unlike checkpointing, and can be left on without concern for performance. Furthermore, Spark supports optional in-memory distributed replication to reduce the amount of recomputation on failure.
4. Spark provides a high-level API in Scala that can be easily extended. This aided in creating a coherent API for both collections and graphs.

We believe that many of the ideas in GraphX could be applied to other contemporary dataflow systems and in Section 6 we discuss some preliminary work on a GraphLINQ, a graph framework within Naiad.

3 The GraphX Programming Abstraction

We now revisit graph computation from the perspective of a general-purpose dataflow framework. We recast the property graph data model as collections and the graph-parallel abstraction as a specific pattern of dataflow operators. In the process we reveal the essential structure of graph-parallel computation and identify the key operators required to execute graph algorithms efficiently.

3.1 Property Graphs as Collections

The property graph, described in Section 2.1, can be logically represented as a pair of vertex and edge property collections. The *vertex collection* contains the vertex properties uniquely keyed by the vertex identifier. In the GraphX system, vertex identifiers are 64-bit integers which may be derived externally (e.g., user ids) or by applying a hash function to the vertex property (e.g., page URL). The *edge collection* contains the edge properties keyed by the source and destination vertex identifiers.

By reducing the property graph to a pair of collections we make it possible to compose graphs with other collections in a distributed dataflow framework. Operations like adding additional vertex properties are naturally expressed as joins against the vertex property collection. The process of analyzing the results of graph computation (i.e., the final vertex and edge properties) and comparing properties across graphs becomes as simple as analyzing and joining the corresponding collections. Both of these tasks are routine in the broader scope of graph analytics but are not well served by the graph parallel abstraction.

New property graphs can be constructed by composing different vertex and edge property collections. For example, we can construct logically distinct graphs with separate vertex properties (e.g., one storing PageRanks and another storing connected component membership) while sharing the same edge collection. This may appear to be a small accomplishment, but the tight integration of vertices and edges in specialized graph processing systems often hinders even this basic form of reuse. In addition, graph-specific index data structures can be shared across graphs with common vertex and edge collections, reducing storage overhead and improving performance.

3.2 Graph Computation as Dataflow Ops.

The normalized representation of a property graph as a pair of vertex and edge property collections allows us to embed graphs in a distributed dataflow framework. In this section we describe how dataflow operators can be composed to express graph computation.

Graph-parallel computation, introduced in Section 2.2, is the process of computing aggregate properties of the neighborhood of each vertex (e.g., the sum of the PageRanks of neighboring vertices weighted by the edge values). We can express graph-parallel computation in a distributed dataflow framework as a sequence of *join stages* and *group-by stages* punctuated by map operations.

In the *join stage*, vertex and edge properties are joined to form the *triplets view*¹ consisting of each edge and its corresponding source and destination vertex properties.

¹ The *triplet* terminology derives from the classic Resource Description Framework (RDF), discussed in Section 6.

```
CREATE VIEW triplets AS
SELECT s.Id, d.Id, s.P, e.P, d.P
FROM edges AS e
JOIN vertices AS s JOIN vertices AS d
ON e.srcId = s.Id AND e.dstId = d.Id
```

Listing 3: **Constructing Triplets in SQL:** The column *P* represents the properties in the vertex and edge property collections.

The triplets view is best illustrated by the SQL statement in Listing 3, which constructs the triplets view as a three way join keyed by the source and destination vertex ids.

In the *group-by stage*, the triplets are grouped by source or destination vertex to construct the *neighborhood* of each vertex and compute aggregates. For example, to compute the PageRank of a vertex we would execute:

```
SELECT t.dstId, 0.15+0.85*sum(t.srcP*t.eP)
FROM triplets AS t GROUP BY t.dstId
```

By iteratively applying the above query to update the vertex properties until they converge, we can calculate the PageRank of each vertex.

These two stages capture the GAS decomposition described in Section 2.3. The group-by stage *gathers* messages destined to the same vertex, an intervening map operation *applies* the message sum to update the vertex property, and the join stage *scatters* the new vertex property to all adjacent vertices.

Similarly, we can implement the GAS decomposition of the Pregel abstraction by iteratively composing the join and group-by stages with data-parallel map stages. Each iteration begins by executing the join stage to bind active vertices with their outbound edges. Using the triplets view, messages are computed along each triplet in a map stage and then aggregated at their destination vertex in a group-by stage. Finally, the messages are received by the vertex programs in a map stage over the vertices.

The dataflow embedding of the Pregel abstraction demonstrates that graph-parallel computation can be expressed in terms of a simple sequence of *join* and *group-by* dataflow operators. Additionally, it stresses the need to efficiently maintain the triplets view in the join stage and compute the neighborhood aggregates in the group-by stage. Consequently, these stages are the focus of performance optimization in graph processing systems. We describe how to implement them efficiently in Section 4.

3.3 GraphX Operators

The GraphX programming abstraction extends the Spark dataflow operators by introducing a small set of specialized *graph operators*, summarized in Listing 4.

```

class Graph[V, E] {
  // Constructor
  def Graph(v: Collection[(Id, V)],
            e: Collection[(Id, Id, E)])
  // Collection views
  def vertices: Collection[(Id, V)]
  def edges: Collection[(Id, Id, E)]
  def triplets: Collection[Triplet]
  // Graph-parallel computation
  def mrTriplets(f: (Triplet) => M,
                sum: (M, M) => M): Collection[(Id, M)]
  // Convenience functions
  def mapV(f: (Id, V) => V): Graph[V, E]
  def mapE(f: (Id, Id, E) => E): Graph[V, E]
  def leftJoinV(v: Collection[(Id, V)],
               f: (Id, V, V) => V): Graph[V, E]
  def leftJoinE(e: Collection[(Id, Id, E)],
               f: (Id, Id, E, E) => E): Graph[V, E]
  def subgraph(vPred: (Id, V) => Boolean,
              ePred: (Triplet) => Boolean)
    : Graph[V, E]
  def reverse: Graph[V, E]
}

```

Listing 4: **Graph Operators:** transform vertex and edge collections.

The Graph constructor logically binds together a pair of vertex and edge property collections into a property graph. It also verifies the integrity constraints: that every vertex occurs only once and that edges do not link missing vertices. Conversely, the vertices and edges operators expose the graph’s vertex and edge property collections. The triplets operator returns the triplets view (Listing 3) of the graph as described in Section 3.2. If a triplets view already exists, the previous triplets are incrementally maintained to avoid a full join (see Section 4.2).

The mrTriplets (Map Reduce Triplets) operator encodes the essential two-stage process of graph-parallel computation defined in Section 3.2. Logically, the mrTriplets operator is the composition of the map and group-by dataflow operators on the triplets view. The user-defined map function is applied to each triplet, yielding a value (i.e., a message of type M) which is then aggregated at the destination vertex using the user-defined binary aggregation function as illustrated in the following:

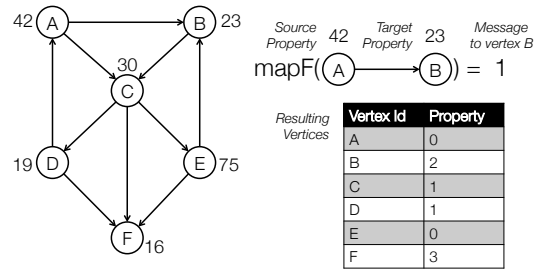
```

SELECT t.dstId, reduceF(mapF(t)) AS msgSum
FROM triplets AS t GROUP BY t.dstId

```

The mrTriplets operator produces a collection containing the sum of the inbound messages keyed by the destination vertex identifier. For example, in Figure 2 we use the mrTriplets operator to compute a collection containing the number of older followers for each user in a social network. Because the resulting collection contains a subset of the vertices in the graph it can reuse the same indices as the original vertex collection.

Finally, Listing 4 contains several functions that sim-



```

val graph: Graph[User, Double]
def mapUDF(t: Triplet[User, Double]) =
  if (t.src.age > t.dst.age) 1 else 0
def reduceUDF(a: Int, b: Int): Int = a + b
val seniors: Collection[(Id, Int)] =
  graph.mrTriplets(mapUDF, reduceUDF)

```

Figure 2: **Example use of mrTriplets:** Compute the number of older followers of each vertex.

```

def Pregel(g: Graph[V, E],
          vprog: (Id, V, M) => V,
          sendMsg: (Triplet) => M,
          gather: (M, M) => M): Collection[V] = {
  // Set all vertices as active
  g = g.mapV((id, v) => (v, halt=false))
  // Loop until convergence
  while (g.vertices.exists(v => !v.halt)) {
    // Compute the messages
    val msgs: Collection[(Id, M)] =
      // Restrict to edges with active source
      g.subgraph(ePred=(s, d, sP, eP, dP) => !sP.halt)
      // Compute messages
      .mrTriplets(sendMsg, gather)
    // Receive messages and run vertex program
    g = g.leftJoinV(msgs).mapV(vprog)
  }
  return g.vertices
}

```

Listing 5: **GraphX Enhanced Pregel:** An implementation of the Pregel abstraction using the GraphX API.

ply perform a dataflow operation on the vertex or edge collections. We define these functions only for caller convenience; they are not essential to the abstraction and can easily be defined using standard dataflow operators. For example, mapV is defined as follows:

```

g.mapV(f) ≡ Graph(g.vertices.map(f), g.edges)

```

In Listing 5 we use the GraphX API to implement a GAS decomposition of the Pregel abstraction. We begin by initializing the vertex properties with an additional field to track active vertices (those that have not voted to halt). Then, while there are active vertices, messages are computed using the mrTriplets operator and the vertex program is applied to the resulting message sums.

By expressing message computation as an edge-parallel map operation followed by a commutative associative aggregation, we leverage the GAS decomposition

```

def ConnectedComp(g: Graph[V, E]) = {
  g = g.mapV(v => v.id) // Initialize vertices
  def vProg(v: Id, m: Id): Id = {
    if (v == m) voteToHalt(v)
    return min(v, m)
  }
  def sendMsg(t: Triplet): Id =
    if (t.src.cc < t.dst.cc) t.src.cc
    else None // No message required
  def gatherMsg(a: Id, b: Id): Id = min(a, b)
  return Pregel(g, vProg, sendMsg, gatherMsg)
}

```

Listing 6: **Connected Components:** For each vertex we compute the lowest reachable vertex id using Pregel.

to mitigate the cost of high-degree vertices. Furthermore, by exposing the entire triplet to the message computation we can simplify algorithms like connected components. However, in cases where the entire triplet is not needed (e.g., PageRank which requires only the source property) we rely on UDF bytecode inspection (see Section 4.3.2) to automatically drop unused fields from join.

In Listing 6 we use the GraphX variant of Pregel to implement the connected components algorithm. The connected components algorithm computes the lowest reachable vertex id for each vertex. We initialize the vertex property of each vertex to equal its id using `mapV` and then define the three functions required to use the GraphX Pregel API. The `sendMsg` function leverages the triplet view of the edge to only send a message to neighboring vertices when their component id should change. The `gatherMsg` function computes the minimum of the inbound message values and the vertex program (`vProg`) determines the new component id.

Combining Graph and Collection Operators: Often groups of connected vertices are better modeled as a single vertex. In these cases, it can be helpful coarsen the graph by aggregating connected vertices that share a common characteristic (e.g., web domain) to derive a new graph (e.g., the domain graph). We use the GraphX abstraction to implement graph coarsening in Listing 7.

The coarsening operation takes an edge predicate and a vertex aggregation function and collapses all edges that satisfy the predicate, merging their respective vertices. The edge predicate is used to first construct the subgraph of edges that are to be collapsed (i.e., modifying the graph structure). Then the graph-parallel connected components algorithm is run on the subgraph. Each connected component corresponds to a super-vertex in the new coarsened graph with the component id being the lowest vertex id in the component. The super-vertices are constructed by aggregating all the vertices with the same component id using a data-parallel aggregation operator. Finally, we update the edges to link together super-vertices and generate the new graph for subsequent graph-parallel computation.

```

def coarsen(g: Graph[V, E],
  pred: (Id, Id, V, E, V) => Boolean,
  reduce: (V, V) => V) = {
  // Restrict graph to contractable edges
  val subG = g.subgraph(v => True, pred)
  // Compute connected component id for all V
  val cc: Collection[(Id, ccId)] =
    ConnectedComp(subG).vertices
  // Merge all vertices in same component
  val superV: Collection[(ccId, V)] =
    g.vertices.leftJoin(cc)
      .groupBy(CC_ID, reduce)
  // Link remaining edges between components
  val invG = g.subgraph(ePred = t => !pred(t))
  val remainingE: Collection[(ccId, ccId, E)] =
    invG.leftJoin(cc).triplets.map {
      e => (e.src.cc, e.dst.cc, e.attr)
    }
  // Return the final graph
  Graph(superV, remainingE)
}

```

Listing 7: **Coarsen:** The *coarsening* operator merges vertices connected by edges that satisfy the edge predicate.

The *coarsen* operator demonstrates the power of a unified abstraction by combining both data-parallel and graph-parallel operators in a single graph-analytics task.

4 The GraphX System

GraphX achieves performance parity with specialized graph processing systems by recasting the graph-specific optimizations of Section 2.3 as optimizations on top of a small set of standard dataflow operators in Spark. In this section we describe these optimizations in the context of classic techniques in traditional database systems including indexing, incremental view maintenance, and join optimizations. Along the way, we quantify the effectiveness of each optimization; readers are referred to Section 5 for details on datasets and experimental setup.

4.1 Distributed Graph Representation

GraphX represents graphs internally as a pair of vertex and edge collections built on the Spark RDD abstraction. These collections introduce indexing and graph-specific partitioning as a layer on top of RDDs. Figure 3 illustrates the physical representation of the horizontally partitioned vertex and edge collections and their indices.

The **vertex collection** is hash-partitioned by the vertex ids. To support frequent joins across vertex collections, vertices are stored in a local hash index within each partition (Section 4.2). Additionally, a bitmask stores the visibility of each vertex, enabling soft deletions to promote index reuse (Section 4.3.1).

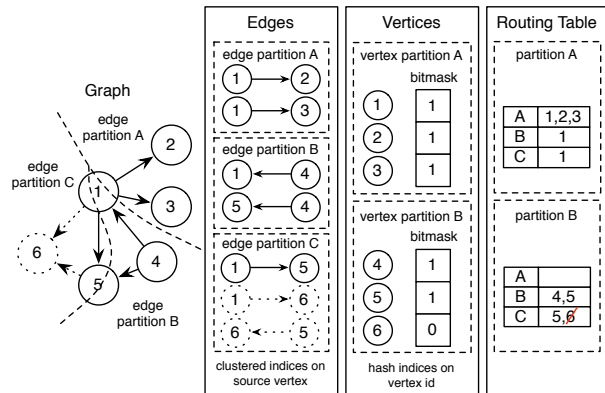


Figure 3: **Distributed Graph Representation:** The graph (left) is represented as a vertex and an edge collection (right). The edges are divided into three edge partitions by applying a partition function (e.g., 2D Partitioning). The vertices are partitioned by vertex id. Co-partitioned with the vertices, GraphX maintains a routing table encoding the edge partitions for each vertex. If vertex 6 and adjacent edges (shown with dotted lines) are restricted from the graph (e.g., by `subgraph`), they are removed from the corresponding collection by updating the bitmasks thereby enabling index reuse.

The **edge collection** is horizontally partitioned by a user-defined partition function. GraphX enables *vertex-cut* partitioning, which minimizes communication in natural graphs such as social networks and web graphs [13]. By default edges are assigned to partitions based on the partitioning of the input collection (e.g., the original placement on HDFS). However, GraphX provides a range of built-in partitioning functions, including a 2D hash partitioner with strong upper bounds [8] on the communication complexity of operators like `mrTriplets`. This flexibility in edge placement is enabled by the *routing table*, described in Section 4.2. For efficient lookup of edges by their source and target vertices, the edges within a partition are clustered by source vertex id using a *compressed sparse row* (CSR) [35] representation and hash-indexed by their target id. Section 4.3.1 discusses how these indices accelerate iterative computation.

Index Reuse: GraphX inherits the immutability of Spark and therefore all graph operators *logically* create new collections rather than destructively modifying existing ones. As a result, derived vertex and edge collections can often share indices to reduce memory overhead and accelerate local graph operations. For example, the hash index on vertices enables fast aggregations, and the resulting aggregates share the index with the original vertices.

In addition to reducing memory overhead, shared indices enable faster joins. Vertex collections sharing the same index (e.g., the vertices and the messages from

`mrTriplets`) can be joined by a coordinated scan, similar to a merge join, without requiring any index lookups. In our benchmarks, index reuse reduces the per-iteration runtime of PageRank on the Twitter graph by 59%.

The GraphX operators try to maximize index reuse. Operators that do not modify the graph structure (e.g., `mapV`) automatically preserve indices. To reuse indices for operations that *restrict* the graph structure (e.g., `subgraph`), GraphX relies on bitmasks to construct restricted views. In cases where index reuse could lead to decreased efficiency (e.g., when a graph is highly filtered), GraphX uses the *reindex* operator to build new indices.

4.2 Implementing the Triplets View

As described in Section 3.2, a key stage in graph computation is constructing and maintaining the *triplets view*, which consists of a three-way join between the source and destination vertex properties and the edge properties.

Vertex Mirroring: Because the vertex and edge property collections are partitioned independently, the join requires data movement. GraphX performs the three-way join by shipping the vertex properties across the network to the edges, thus setting the edge partitions as the *join sites* [21]. This approach substantially reduces communication for two reasons. First, real-world graphs commonly have orders of magnitude more edges than vertices. Second, a single vertex may have many edges in the same partition, enabling substantial reuse of the vertex property.

Multicast Join: While *broadcast join* in which all vertices are sent to each edge partition would ensure joins occur on edge partitions, it could still be inefficient since most partitions require only a small subset of the vertices to complete the join. Therefore, GraphX introduces a *multicast join* in which each vertex property is sent only to the edge partitions that contain adjacent edges. For each vertex GraphX maintains the set of edge partitions with adjacent edges. This join site information is stored in a *routing table* which is co-partitioned with the vertex collection (Figure 3). The routing table is associated with the edge collection and constructed lazily upon first instantiation of the triplets view.

The flexibility in partitioning afforded by the multicast join strategy enables more sophisticated application-specific graph partitioning techniques. For example, by adopting a per-city partitioning scheme on the Facebook social network graph Ugander et al. [38] showed a 50.5% reduction in query time. In Section 5.1 we exploit the optimized partitioning of our sample datasets to achieve up to 56% reduction in runtime and 5.8 \times reduction in communication compared to a 2D hash partitioning.

Partial Materialization: Vertex replication is performed eagerly when vertex properties change, but the local joins at the edge partitions are left unmaterialized to

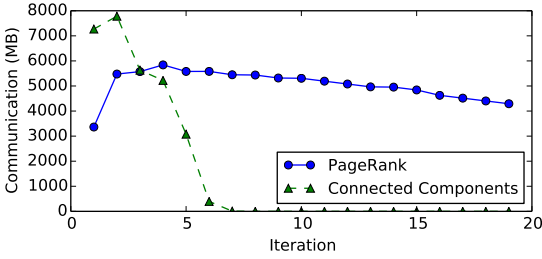


Figure 4: **Impact of incrementally maintaining the triplets view:** For both PageRank and connected components, as vertices converge, communication decreases due to incremental view maintenance. The initial rise in communication is due to message compression (Section 4.4); many PageRank values are initially the same.

avoid duplication. Instead, mirrored vertex properties are stored in hash maps on each edge partition and referenced when constructing triplets.

Incremental View Maintenance: Iterative graph algorithms often modify only a subset of the vertex properties in each iteration. We therefore apply *incremental view maintenance* to the triplets view to avoid unnecessary movement of unchanged data. After each graph operation, we track which vertex properties have changed since the triplets view was last constructed. When the triplets view is next accessed, only the changed vertices are re-routed to their edge-partition join sites and the local mirrored values of the unchanged vertices are reused. This functionality is managed automatically by the graph operators.

Figure 4 illustrates the impact of incremental view maintenance for both PageRank and connected components on the Twitter graph. In the case of PageRank, where the number of active vertices decreases slowly because the convergence threshold was set to 0, we see only moderate gains. In contrast, for connected components most vertices are within a short distance of each other and converge quickly, leading to a substantial reduction in communication from incremental view maintenance. Without incremental view maintenance, the triplets view would need to be reconstructed from scratch every iteration, and communication would remain at its peak throughout the computation.

4.3 Optimizations to mrTriplets

GraphX incorporates two additional query optimizations for the `mrTriplets` operator: *filtered index scanning* and *automatic join elimination*.

4.3.1 Filtered Index Scanning

The first stage of the `mrTriplets` operator logically involves a scan of the triplets view to apply the user-defined

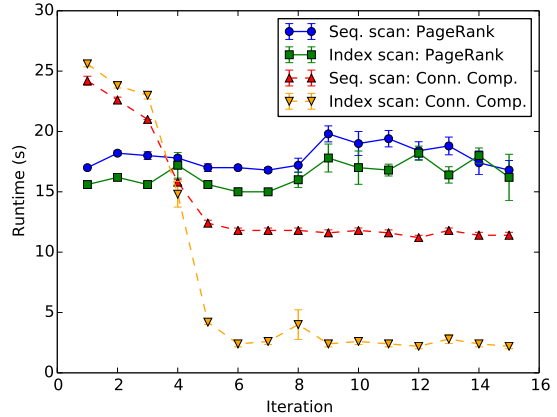


Figure 5: **Sequential scan vs index scan:** Connected components on the Twitter graph benefits greatly from switching to index scan after the 4th iteration, while PageRank benefits only slightly because the set of active vertices is large even at the 15th iteration.

map function to each triplet. However, as iterative graph algorithms converge, their working sets tend to shrink, and the map function skips all but a few triplets. In particular, the map function only needs to operate on triplets containing vertices in the *active set*, which is defined by an application-specific predicate. Directly scanning all triplets becomes increasingly wasteful as the active set shrinks. For example, in the last iteration of connected components on the Twitter graph, only a few of the vertices are still active. However, to execute `mrTriplets` we still must sequentially scan 1.5 billion edges and check whether their vertices are in the active set.

To address this problem, we introduced an indexed scan for the triplets view. The application expresses the current active set by restricting the graph using the `subgraph` operator. The vertex predicate is pushed to the edge partitions, where it can be used to filter the triplets using the CSR index on the source vertex id (Section 4.1). We measure the selectivity of the vertex predicate and switch from sequential scan to clustered index scan when the selectivity is less than 0.8.

Figure 5 illustrates the benefit of index scans in PageRank and connected components. As with incremental view maintenance, index scans lead to a smaller improvement in runtime for PageRank and a substantial improvement in runtime for connected components. Interestingly, in the initial iterations of connected components, when the majority of the vertices are active, a sequential scan is slightly faster as it does not require the additional index lookup. It is for this reason that we dynamically switch between full and indexed scans based on the fraction of active vertices.

4.3.2 Automatic Join Elimination

In some cases, operations on the triplets view may access only one of the vertex properties or none at all. For example, when `mrTriplets` is used to count the degree of each vertex, the map UDF does not access any vertex properties. Similarly, when computing messages in PageRank only the source vertex properties are used.

GraphX uses a JVM bytecode analyzer to inspect user-defined functions at runtime and determine whether the source or target vertex properties are referenced. If only one property is referenced, and if the triplets view has not already been materialized, GraphX automatically rewrites the query plan for generating the triplets view from a three-way join to a two-way join. If none of the vertex properties are referenced, GraphX eliminates the join entirely. This modification is possible because the triplets view follows the lazy semantics of RDDs in Spark. If the user never accesses the triplets view, it is never materialized. A call to `mrTriplets` is therefore able to rewrite the join needed to generate the relevant part of the triplets view.

Figure 6 demonstrates the impact of this physical execution plan rewrite on communication and runtime for PageRank on the Twitter follower graph. We see that join elimination cuts the amount of data transferred in half, leading to a significant reduction in overall runtime. Note that on the first iteration there is no reduction in communication. This is due to compression algorithms that take advantage of all messages having exactly the same initial value. However, compression and decompression still consume CPU time so we still observe nearly a factor of two reduction in overall runtime.

4.4 Additional Optimizations

While implementing GraphX, we discovered that a number of low level engineering details had significant performance impact. We sketch some of them here.

Memory-based Shuffle: Spark’s default shuffle implementation materializes the temporary data to disk. We modified the shuffle phase to materialize map outputs in memory and remove this temporary data using a timeout.

Batching and Columnar Structure: In our join code path, rather than shuffling the vertices one by one, we batch a block of vertices routed to the same target join site and convert the block from row-oriented format to column-oriented format. We then apply the LZF compression algorithm on these blocks to send them. Batching has a negligible impact on CPU time while improving the compression ratio of LZF by 10–40% in our benchmarks.

Variable Integer Encoding: While GraphX uses 64-bit vertex ids, in most cases the ids are much smaller than 2^{64} . To exploit this fact, during shuffling, we encode integers

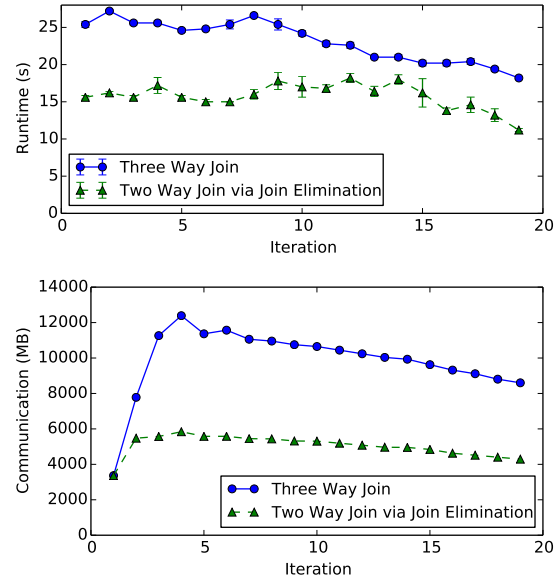


Figure 6: **Impact of automatic join elimination on communication and runtime:** We ran PageRank for 20 iterations on the Twitter dataset with and without join elimination and found that join elimination reduces the amount of communication by almost half and substantially decreases the total execution time.

using a variable-encoding scheme where for each byte, we use only the first 7 bits to encode the value, and use the highest order bit to indicate whether we need another byte to encode the value. In this case, smaller integers are encoded with fewer bytes. In the worst case, integers greater than 2^{56} require 5 bytes to encode. This technique reduces communication in PageRank by 20%.

5 System Evaluation

In this section we demonstrate that, for iterative graph algorithms, GraphX is over an order of magnitude faster than directly using the general-purpose dataflow operators described in Section 3.2 and is comparable to or faster than specialized graph processing systems.

We evaluate the performance of GraphX on several graph-analytics tasks, comparing it with the following:

1. **Apache Spark 0.9.1:** the base distributed dataflow system for GraphX. We compare against Spark to demonstrate the performance gains relative to the baseline distributed dataflow framework.
2. **Apache Giraph 1.1:** an open source graph computation system based on the Pregel abstraction.
3. **GraphLab 2.2 (PowerGraph):** the open-source graph computation system based on the GAS decomposition of vertex programs. Because GraphLab

is implemented in C++ and all other systems run on the JVM, given identical optimizations, we would expect GraphLab to have a slight performance advantage.

We also compare against GraphLab without shared-memory parallelism (denoted **GraphLab NoSHM**). GraphLab communicates between workers on the same machine using shared data structures. In contrast, Giraph, Spark, and GraphX adopt a shared-nothing worker model incurring extra serialization overhead between workers. To isolate this overhead, we disabled shared-memory by forcing GraphLab workers to run in separate processes.

It is worth noting that the shared data structures in GraphLab increase the complexity of the system. Indeed, we encountered and fixed a critical bug in one of the GraphLab shared data structures. The resulting patch introduced an additional lock which led to a small increase in thread contention. As a consequence, in some cases (e.g., Figure 7c) disabling shared memory contributed to a small improvement in performance.

All experiments were conducted on Amazon EC2 using 16 `m2.4xlarge` worker nodes. Each node has 8 virtual cores, 68 GB of memory, and two hard disks. The cluster was running 64-bit Linux 3.2.28. We plot the mean and standard deviation for multiple trials of each experiment.

5.1 System Comparison

Cross-system benchmarks are often unfair due to the difficulty in tuning each system equitably. We have endeavored to minimize this effect by working closely with experts in each of the systems to achieve optimal configurations. We emphasize that we are *not* claiming GraphX is fundamentally faster than GraphLab or Giraph; these systems could in theory implement the same optimizations as GraphX. Instead, we aim to show that it is possible to achieve comparable performance to specialized graph processing systems using a general dataflow engine while gaining common dataflow features such as fault tolerance.

While we have implemented a wide range of graph algorithms on top of GraphX, we restrict our performance evaluation to PageRank and connected components. These two representative graph algorithms are implemented in most graph processing systems, have well-understood behavior, and are simple enough to serve as an effective measure of the system’s performance. To ensure a fair comparison, our PageRank implementation is based on Listing 1; it does not exploit delta messages and therefore benefits less from indexed scans and incremental view maintenance. Conversely, the connected components implementation only sends messages when a vertex must change component membership and therefore does benefit from incremental view maintenance.

Dataset	Edges	Vertices
twitter-2010 [5, 4]	1,468,365,182	41,652,230
uk-2007-05 [5, 4]	3,738,733,648	105,896,555

Table 1: **Graph Datasets.** Both graphs have highly skewed power-law degree distributions.

For each system, we ran both algorithms on the twitter-2010 and uk-2007-05 graphs (Table 1). For Giraph and GraphLab we used the included implementations of these algorithms. For Spark we implemented the algorithms both using idiomatic dataflow operators (**Naive Spark**, as described in Section 3.2) and using an optimized implementation (**Optimized Spark**) that eliminates movement of edge data by pre-partitioning the edges to match the partitioning adopted by GraphX.

Both GraphLab and Giraph partition the graph according to specialized partitioning algorithms. While GraphX supports arbitrary user defined graph partitioners including those used by GraphLab and Giraph, the default partitioning strategy is to construct a vertex-cut that matches the input edge data layout thereby minimizing edge data movement when constructing the graph. However, as point of comparison we also tested GraphX using a randomized vertex-cut (**GraphX Rand**). We found (see Figure 7) that for the specific datasets used in our experiments the input partitioning, which was determined by a specialized graph compression format [4], actually resulted in a more communication-efficient vertex-cut partitioning.

Figures 7a and 7c show the total runtimes for connected components algorithm. We have excluded *Giraph* and *Optimized Spark* from Figure 7c because they were unable to scale to the larger web-graph in the allotted memory of the cluster. While the basic Spark implementation did not crash, it was forced to re-compute blocks from disk and exceeded 8000 seconds per iteration. We attribute the increased memory overhead to the use of edge-cut partitioning and the need to store bi-directed edges and messages for the connected components algorithm.

Figures 7b and 7d show the total runtimes for PageRank for 20 iterations on each system. In Figure 7b, GraphLab outperforms GraphX largely due to shared-memory parallelism; GraphLab without shared memory parallelism is much closer in performance to GraphX. In 7d, GraphX outperforms GraphLab because the input partitioning of uk-2007-05 is highly efficient, resulting in a 5.8x reduction in communication per iteration.

5.2 GraphX Performance

Scaling: In Figure 8 we evaluate the strong scaling performance of GraphX running PageRank on the Twitter follower graph. As we move from 8 to 32 machines (a factor of 4) we see a 3x speedup. However as we move to 64 machines (a factor of 8) we only see a 3.5x speedup.

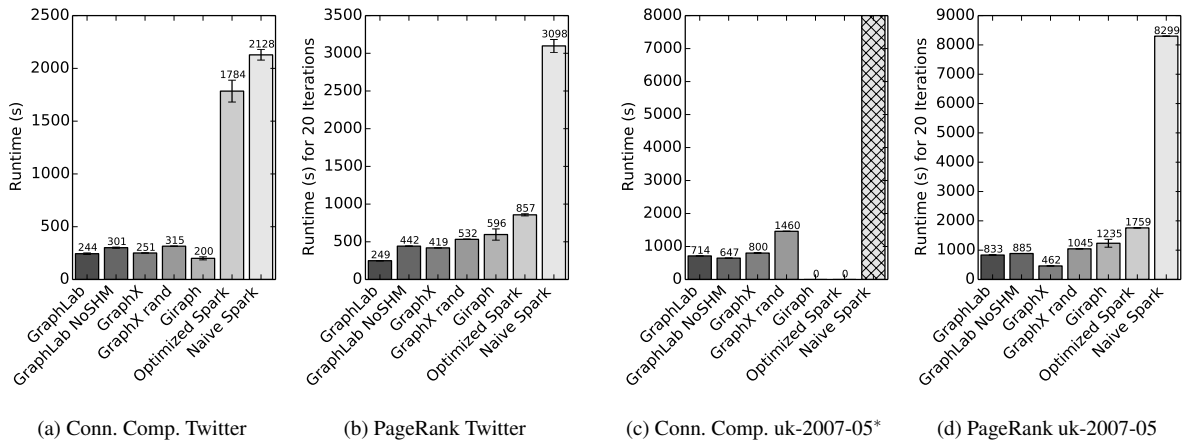


Figure 7: **System Performance Comparison.** (c) Spark did not finish within 8000 seconds, Giraph and Spark + Part. ran out of memory.

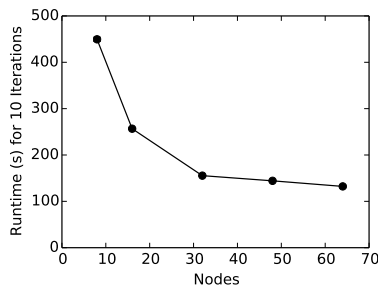


Figure 8: **Strong scaling for PageRank on Twitter (10 Iterations)**

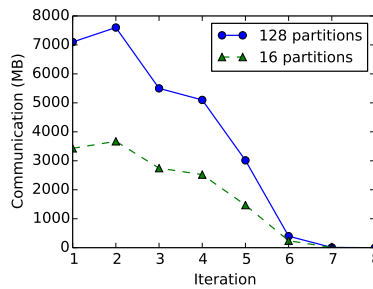


Figure 9: **Effect of partitioning on communication**

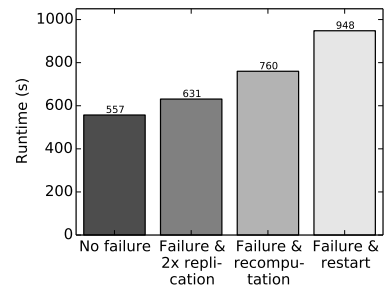


Figure 10: **Fault tolerance for PageRank on uk-2007-05**

While this is hardly linear scaling, it is actually slightly better than the 3.2x speedup reported by GraphLab [13]. The poor scaling performance of PageRank has been attributed by [13] to high communication overhead relative to computation for the PageRank algorithm.

It may seem surprising that GraphX scales slightly better than GraphLab given that Spark does not exploit shared memory parallelism and therefore forces the graph to be partitioned across processors rather than machines. However, Figure 9 shows the communication of GraphX as a function of the number of partitions. Going from 16 to 128 partitions (a factor of 8) yields only an approximately 2-fold increase in communication. Returning to the analysis of vertex-cut partitioning conducted by [13], we find that the vertex-cut partitioning adopted by GraphX mitigates the 8-fold increase in communication.

Fault tolerance: Existing graph systems only support checkpoint-based fault tolerance, which most users leave disabled due to the performance overhead. GraphX is built on Spark, which provides lineage-based fault tolerance with negligible overhead as well as optional dataset replication (Section 2.4). We benchmarked these fault tol-

erance options for PageRank on uk-2007-05 by killing a worker in iteration 11 of 20, allowing Spark to recover by using the remaining copies of the lost partitions or recomputing them, and measuring how long the job took in total. For comparison, we also measured the end-to-end time for running until failure and then restarting from scratch on the remaining nodes using a driver script, as would be necessary in existing graph systems. Figure 10 shows that in case of failure, both replication and recomputation are faster than restarting the job from scratch, and moreover they are performed transparently by the dataflow engine.

6 Related Work

In Section 2 we described the general characteristics shared across many of the earlier graph processing systems. However, there are some exceptions to many of these characteristics that are worth noting.

While most of the work on large-scale distributed graph processing has focused on static graphs, several systems have focused on various forms of stream processing. One

of the earlier examples is Kineograph [9], a distributed graph processing system that constructs incremental snapshots of the graph for offline static graph analysis. In the multicore setting, GraphChi [17] and later X-Stream [34] introduced support for the addition of edges between existing vertices and between computation stages. Although conceptually GraphX could support the incremental introduction of edges (and potentially vertices), the existing data-structures would require additional optimization. Instead, GraphX focuses on efficiently supporting the *removal* of edges and vertices: essential functionality for offline sub-graph analysis.

Most of the optimizations and programming models of earlier graph processing systems focus on a single graph setting. While some of these systems [19, 13, 34] are capable of operating on multiple graphs *independently*, they do not expose an API or present optimizations for operations spanning graphs (or tables). One notable exception is CombBLAS [7] which treats graphs (and data more generally) as matrices and supports generalized binary algebraic operators. In contrast GraphX preserves the native semantics of graphs and tables and provides a simple API to combine data across these representations.

The triplets view in GraphX is related to the classic *Resource Description Framework* [23] (RDF) data model which encodes graph structured data as *subject-predicate-object* triplets (e.g., *NYC-isA-city*). Numerous systems [1, 6, 28] have been proposed for storing and executing SPARQL [31] subgraph queries against RDF triplets. Like GraphX, these systems rely heavily on indexing and clustering for performance. Unlike GraphX, these systems are not distributed or do not address iterative graph algorithms. Nonetheless, we believe that the optimizations techniques developed for GraphX may benefit the design of distributed graph query processing.

There have been several recent efforts at exploring graph algorithms within dataflow systems. Najork et al. [27], compares implementations of a range of graph algorithms on the DryadLINQ [15] and SQL Server dataflow systems. However, the resulting implementations are fairly complex and specialized, and little is discussed about graph-specific optimizations. Both Ewen et al. [11] and Murray et al. [26] proposed dataflow systems geared towards incremental iterative computation and demonstrated performance gains for specialized implementations of graph algorithms. While this work highlights the importance of incremental updates in graph computation, neither proposed a general method to express graph algorithms or graph specific optimizations beyond incremental dataflows. Nonetheless, we believe that the GraphX system could be ported to run on-top of these dataflow frameworks and would potentially benefit from advances like timely dataflows [26].

At the time of publication, the Microsoft Naiad

team had announced initial work on a system called GraphLINQ [25], a graph processing framework on-top of Naiad which shares many similarities to GraphX. Like GraphX, GraphLINQ aims to provide rich graph functionality within a general-purpose dataflow framework. In particular GraphLINQ presents a `GraphReduce` operator that is semantically similar to the `mrTriplets` operator in GraphX except that it operates on streams of vertices and edges. The emphasis on stream processing exposes opportunities for classic optimizations in the stream processing literature as well as recent developments like the Naiad timely dataflows [26]. We believe this further supports the advantages of embedding graph processing within more general-purpose data processing systems.

Others have explored join optimizations in distributed dataflow frameworks. Blanas et al. [3] show that broadcast joins and semi-joins compare favorably with the standard MapReduce style shuffle joins when joining a large table (e.g., edges) with a smaller table (e.g., vertices). Closely related is the work by Afrati et al. [2] which explores optimizations for multi-way joins in a MapReduce framework. They consider joining a large relation with multiple smaller relations and provide a partitioning and replication strategy similar to classic 2D partitioning [8]. However, in contrast to our work, they do not construct a routing table forcing the system to broadcast the smaller relations (e.g., the vertices) to all partitions of the larger relation (e.g., the edges) that *could* have matching tuples. Furthermore, they force a particular hash partitioning on the larger relation precluding the opportunity for user defined graph partitioning algorithms (e.g., [16, 38, 36]).

7 Discussion

The work on GraphX addressed several key themes in data management systems and system design:

Physical Data Independence: GraphX allows the same physical data to be viewed as collections and as graphs without data movement or duplication. As a consequence the user is free to adopt the best view for the immediate task. We demonstrated that operations on collections and graphs can be efficiently implemented using the same physical representation and underlying operators. Our experiments show that this common substrate can match the performance of specialized graph systems.

Graph Computation as Joins and Group-By: The design of the GraphX system reveals the strong connection between distributed graph computation and distributed join optimizations. When viewed through the lens of dataflow operators, graph computation reduces to join and group-by operators. These two operators correspond to the Scatter and Gather stages of the GAS abstraction. Likewise, the optimizations developed for graph processing systems reduce to indexing, distributed join

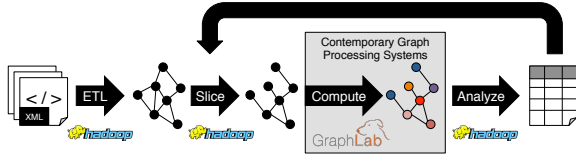


Figure 11: **Graph Analytics Pipeline:** requires multiple collection and graph views of the same data.

site selection, multicast joins, partial materialization, and incremental view maintenance.

The Narrow Waist: In designing the GraphX abstraction, we sought to develop a thin extension on top of dataflow operators with the goal of identifying the essential data model and core operations needed to support graph computation. We aimed for a portable framework that could be embedded in a range of dataflow frameworks. We believe that the GraphX design can be adopted by other dataflow systems, including MPP databases, to efficiently support a wide range of graph computations.

Analytics Pipelines: GraphX provides the ability to stay within a single framework throughout the analytics process, eliminating the need to learn and support multiple systems (e.g., Figure 11) or write data interchange formats and plumbing to move between systems. As a consequence, it is substantially easier to iteratively slice, transform, and compute on large graphs as well as to share data-structures across stages of the pipeline. The gains in performance and scalability for graph computation translate to a tighter analytics feedback loop and therefore a more efficient work flow.

Adoption: GraphX was publicly released as part of the 0.9.0 release of the Apache Spark open-source project.² It has since generated substantial interest in the community and has been used in production at various places.³ Despite its nascent state, there has been considerable open-source contribution to GraphX with contributors providing some of the core graph functionality. We attribute this to its wide applicability and the simple abstraction built on top of an existing, popular dataflow framework.

8 Conclusions and Future Work

In this work we introduced GraphX, an efficient graph processing system that enables distributed dataflow frameworks such as Spark to naturally express and efficiently execute iterative graph algorithms. We identified a simple pattern of *join-map-group-by* dataflow operators that forms the basis of graph-parallel computation. Inspired by this observation, we proposed the GraphX abstraction,

which represents graphs as horizontally-partitioned collections and graph computation as dataflow operators on those collections. Not only does GraphX support existing graph-parallel abstractions and a wide range of iterative graph algorithms, it enables the composition of graphs and collections, freeing the user to adopt the most natural view without concern for data movement or duplication.

Guided by the connection between graph computation and dataflow operators, we recast recent advances in graph processing systems as range of classic optimizations in database systems. We recast vertex-cut graph partitioning as horizontally-partitioned vertex and edge collections, active vertex tracking as incremental view maintenance, and vertex mirroring as multicast joins with routing tables. As a result, for graph algorithms, GraphX is over an order of magnitude faster than the base dataflow system and is comparable to or faster than specialized graph processing systems. In addition, GraphX benefits from features provided by recent dataflow systems such as low-cost fault tolerance and transparent recovery.

We believe that our work on GraphX points to a larger research agenda in the unification of specialized data processing systems. Recent advances in specialized systems for topic modeling, graph processing, stream processing, and deep learning have revealed a range of new system optimizations and design trade-offs. However, the full potential of these systems is often realized in their integration (e.g., applying deep learning to text and images in a social network). By casting these systems within a common paradigm (e.g., dataflow operators) we may reveal common patterns and enable new analytics capabilities.

9 Acknowledgments

We would like to thank Matei Zaharia, Peter Bailis, and our colleagues in the AMPLab, Databricks, and GraphLab for their help in building and presenting the GraphX system. We also thank the OSDI reviewers and our shepherd Frans Kaashoek for their insightful comments and guidance in preparing this paper. This research is supported in part by NSF CISE Expeditions Award CCF-1139158, LBNL Award 7076018, and DARPA XData Award FA8750-12-2-0331, and gifts from Amazon Web Services, Google, SAP, The Thomas and Stacey Siebel Foundation, Adobe, Apple, Inc., Bosch, C3Energy, Cisco, Cloudera, EMC, Ericsson, Facebook, GameOnTalis, Guavus, HP, Huawei, Intel, Microsoft, NetApp, Pivotal, Splunk, Virdata, VMware, and Yahoo!.

²<https://spark.apache.org>

³For a large-scale commercial use case see [14].

References

- [1] ABADI, D. J., MARCUS, A., MADDEN, S. R., AND HOLLENBACH, K. SW-Store: A vertically partitioned DBMS for semantic web data management. *PVLDB* 18, 2 (2009), 385–406.
- [2] AFRATI, F. N., AND ULLMAN, J. D. Optimizing joins in a map-reduce environment. In *EDBT* (2010), pp. 99–110.
- [3] BLANAS, S., PATEL, J. M., ERCEGOVAC, V., RAO, J., SHEKITA, E. J., AND TIAN, Y. A comparison of join algorithms for log processing in MapReduce. In *Proceedings of the 2010 ACM SIGMOD International Conference on Management of Data* (New York, NY, USA, 2010), SIGMOD '10, ACM, pp. 975–986.
- [4] BOLDI, P., ROSA, M., SANTINI, M., AND VIGNA, S. Layered label propagation: A multiresolution coordinate-free ordering for compressing social networks. In *WWW* (2011), pp. 587–596.
- [5] BOLDI, P., AND VIGNA, S. The WebGraph framework I: Compression techniques. In *WWW'04*.
- [6] BROEKSTRA, J., KAMPMAN, A., AND HARMELEN, F. v. Sesame: A generic architecture for storing and querying rdf and rdf schema. In *Proceedings of the First International Semantic Web Conference on The Semantic Web* (2002), ISWC '02, pp. 54–68.
- [7] BULUÇ, A., AND GILBERT, J. R. The combinatorial BLAS: design, implementation, and applications. *IJHPCA* 25, 4 (2011), 496–509.
- [8] ÇATALYÜREK, U. V., AYKANAT, C., AND UÇAR, B. On two-dimensional sparse matrix partitioning: Models, methods, and a recipe. *SIAM J. Sci. Comput.* 32, 2 (2010), 656–683.
- [9] CHENG, R., HONG, J., KYROLA, A., MIAO, Y., WENG, X., WU, M., YANG, F., ZHOU, L., ZHAO, F., AND CHEN, E. Kineograph: taking the pulse of a fast-changing and connected world. In *EuroSys* (2012), pp. 85–98.
- [10] DEAN, J., AND GHEMAWAT, S. Mapreduce: simplified data processing on large clusters. In *OSDI* (2004).
- [11] EWEN, S., TZOUMAS, K., KAUFMANN, M., AND MARKL, V. Spinning fast iterative data flows. *Proc. VLDB* 5, 11 (July 2012), 1268–1279.
- [12] FEIGE, U., HAJIAGHAYI, M., AND LEE, J. R. Improved approximation algorithms for minimum-weight vertex separators. In *Proceedings of the Thirty-seventh Annual ACM Symposium on Theory of Computing* (New York, NY, USA, 2005), STOC '05, ACM, pp. 563–572.
- [13] GONZALEZ, J. E., LOW, Y., GU, H., BICKSON, D., AND GUESTRIN, C. Powergraph: Distributed graph-parallel computation on natural graphs. *OSDI'12*, USENIX Association, pp. 17–30.
- [14] HUANG, A., AND WU, W. Mining e-commerce graph data with spark at alibaba taobao. <http://databricks.com/blog/2014/08/14/mining-graph-data-with-spark-at-alibaba-taobao.html>, 2014.
- [15] ISARD, M., BUDIU, M., YU, Y., BIRRELL, A., AND FETTERLY, D. Dryad: distributed data-parallel programs from sequential building blocks. In *EuroSys* (2007), pp. 59–72.
- [16] KARYPIS, G., AND KUMAR, V. Multilevel k-way partitioning scheme for irregular graphs. *J. Parallel Distrib. Comput.* 48, 1 (1998), 96–129.
- [17] KYROLA, A., BLELLOCH, G., AND GUESTRIN, C. GraphChi: Large-scale graph computation on just a PC. In *OSDI* (2012).
- [18] LESKOVEC, J., LANG, K. J., DASGUPTA, A., AND MAHONEY, M. W. Community structure in large networks: Natural cluster sizes and the absence of large well-defined clusters. *Internet Mathematics* 6, 1 (2008), 29–123.
- [19] LOW, Y., ET AL. GraphLab: A new parallel framework for machine learning. In *UAI* (2010), pp. 340–349.
- [20] LOW, Y., GONZALEZ, J., KYROLA, A., BICKSON, D., GUESTRIN, C., AND HELLERSTEIN, J. M. Distributed GraphLab: A Framework for Machine Learning and Data Mining in the Cloud. *PVLDB* (2012).
- [21] MACKERT, L. F., AND LOHMAN, G. M. R* optimizer validation and performance evaluation for distributed queries. In *VLDB'86* (1986), pp. 149–159.
- [22] MALEWICZ, G., AUSTERN, M. H., BIK, A. J., DEHNERT, J., HORN, I., LEISER, N., AND CZAJKOWSKI, G. Pregel: a system for large-scale graph processing. In *SIGMOD* (2010), pp. 135–146.
- [23] MANOLA, F., AND MILLER, E. RDF primer. *W3C Recommendation* 10 (2004), 1–107.
- [24] MONDAL, J., AND DESHPANDE, A. Managing large dynamic graphs efficiently. In *Proceedings of the 2012 ACM SIGMOD International Conference on Management of Data* (New York, NY, USA, 2012), SIGMOD '12, ACM, pp. 145–156.
- [25] MURRAY, D. Building new frameworks on Naiad. blog post: <http://bigdataatvc.wordpress.com/2014/04/29/building-new-frameworks-for-naiad/>, April 2014.
- [26] MURRAY, D. G., MCSHERRY, F., ISAACS, R., ISARD, M., BARHAM, P., AND ABADI, M. Naiad: A timely dataflow system. In *SOSP '13*.
- [27] NAJORK, M., FETTERLY, D., HALVERSON, A., KENTHAPADI, K., AND GOLLAPUDI, S. Of hammers and nails: An empirical comparison of three paradigms for processing large graphs. In *Proceedings of the Fifth ACM International Conference on Web Search and Data Mining* (2012), WSDM '12, ACM, pp. 103–112.
- [28] NEUMANN, T., AND WEIKUM, G. RDF-3X: A RISC-style engine for RDF. *VLDB'08*.
- [29] OLSTON, C., REED, B., SRIVASTAVA, U., KUMAR, R., AND TOMKINS, A. Pig Latin: A not-so-foreign language for data processing. *SIGMOD* (2008).
- [30] PAGE, L., BRIN, S., MOTWANI, R., AND WINOGRAD, T. The pagerank citation ranking: Bringing order to the web. Technical Report 1999-66, Stanford InfoLab, 1999.
- [31] PRUD'HOMMEAUX, E., AND SEABORNE, A. SPARQL query language for RDF. Latest version available as <http://www.w3.org/TR/rdf-sparql-query/>, January 2008.
- [32] PUJOL, J. M., ERRAMILI, V., SIGANOS, G., YANG, X., LAOUTARIS, N., CHHABRA, P., AND RODRIGUEZ, P. The little engine(s) that could: scaling online social networks. In *SIGCOMM* (2010), pp. 375–386.
- [33] ROBINSON, I., WEBBER, J., AND EIFREM, E. *Graph Databases*. O'Reilly Media, Incorporated, 2013.
- [34] ROY, A., MIHAILOVIC, I., AND ZWAENPOEL, W. X-stream: Edge-centric graph processing using streaming partitions. *SOSP '13*, ACM, pp. 472–488.
- [35] SAAD, Y. *Iterative Methods for Sparse Linear Systems*, 2nd ed. Society for Industrial and Applied Mathematics, Philadelphia, PA, USA, 2003.
- [36] STANTON, I., AND KLIOT, G. Streaming graph partitioning for large distributed graphs. Tech. Rep. MSR-TR-2011-121, Microsoft Research, November 2011.
- [37] STUTZ, P., BERNSTEIN, A., AND COHEN, W. Signal/collect: graph algorithms for the (semantic) web. In *ISWC* (2010).
- [38] UGANDER, J., AND BACKSTROM, L. Balanced label propagation for partitioning massive graphs. In *Proceedings of the Sixth ACM International Conference on Web Search and Data Mining* (New York, NY, USA, 2013), WSDM '13, ACM, pp. 507–516.
- [39] ZAHARIA, M., CHOWDHURY, M., DAS, T., DAVE, A., MA, J., MCCAULEY, M., FRANKLIN, M. J., SHENKER, S., AND STOICA, I. Resilient distributed datasets: A fault-tolerant abstraction for in-memory cluster computing. *NSDI'12*.